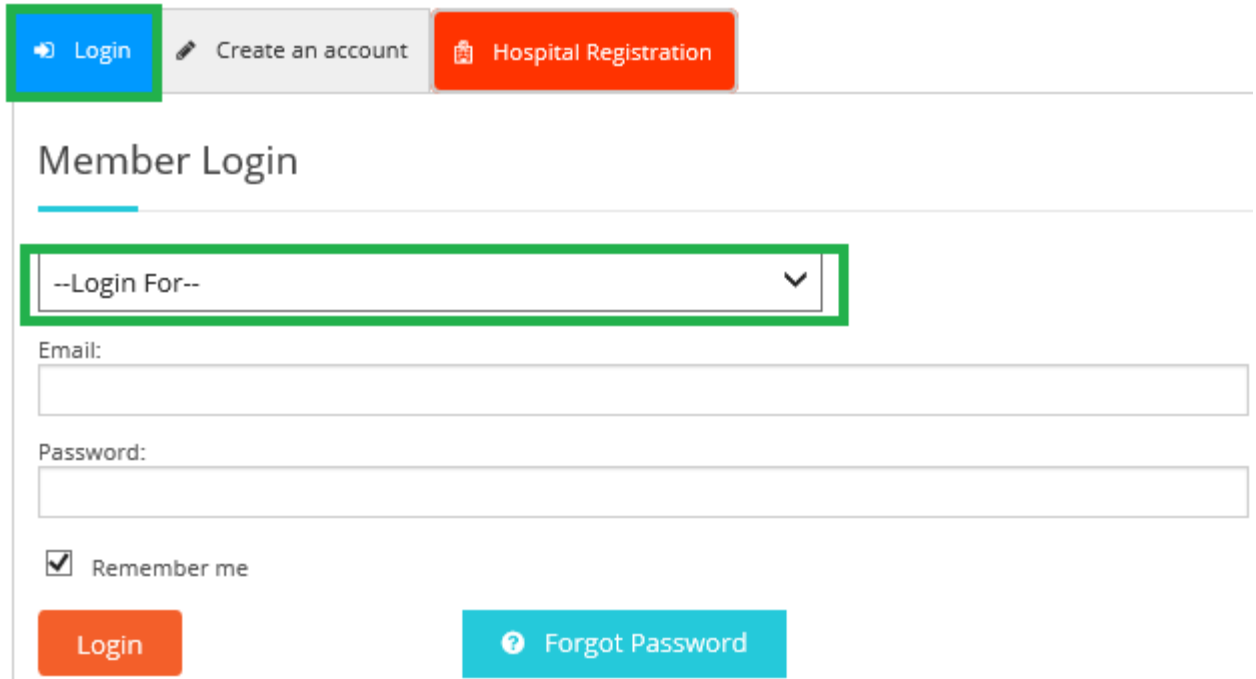


How to enroll children?

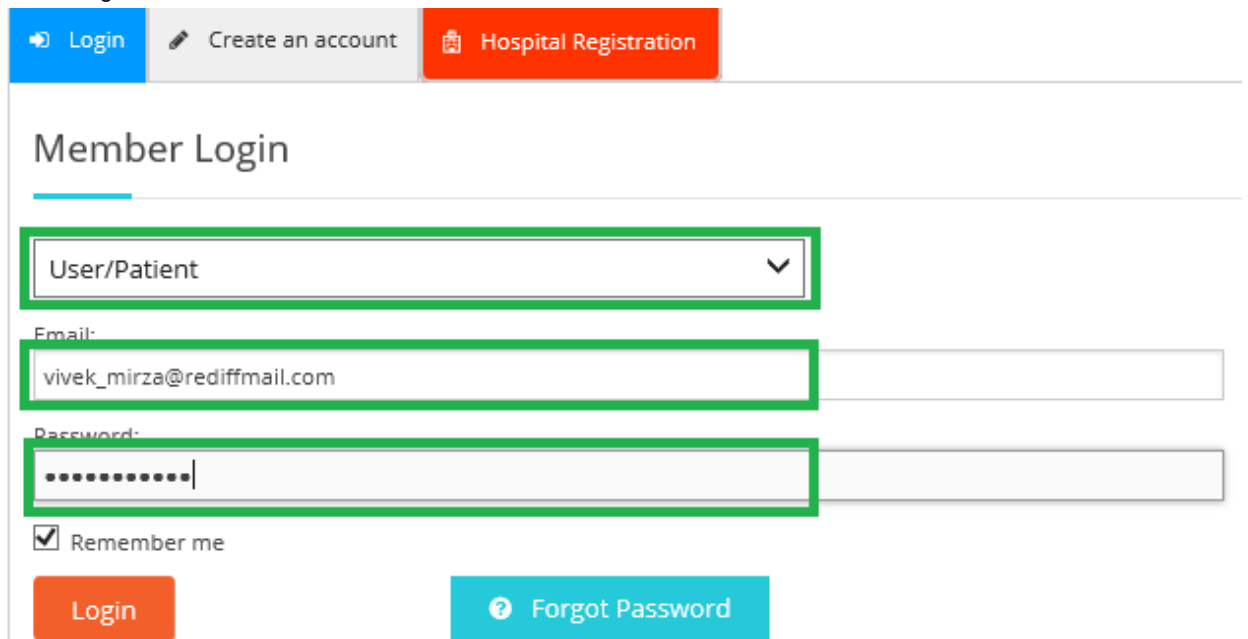
Step-1

- Click on login Or Go To <http://www.eswasthyaseva.com>, Click on **Login/Register** on Top of page in Blue Color bar, following screen will appear.



The screenshot shows the top navigation bar with three buttons: 'Login' (blue), 'Create an account' (grey), and 'Hospital Registration' (orange). Below the navigation bar is the 'Member Login' section. A dropdown menu is currently set to '--Login For--'. Below the dropdown are input fields for 'Email:' and 'Password:'. There is a checked checkbox for 'Remember me'. At the bottom of the form are two buttons: 'Login' (orange) and 'Forgot Password' (teal).

- Select Login For User/Patient.



The screenshot shows the same 'Member Login' page as above, but with the dropdown menu set to 'User/Patient'. The 'Email:' field contains the text 'vivek_mirza@rediffmail.com' and the 'Password:' field contains a series of dots. The 'Remember me' checkbox is checked. The 'Login' and 'Forgot Password' buttons are visible at the bottom.

Enter your email id which you entered during registration and password. Now press login Button.


Step-2: On Home page Click on Button "You can enroll up to two child below 10 yr." or click on "Mom Please Immunize me in Time".

Home Doctors Hospitals Medical Tourism Membership Faq Contact US

City-- Search Now!

Your Booked Appointments

April 2014						
mon	tue	wed	thu	fri	sat	sun
	1	2	3	4	5	6
7	8	9	10	11	12	13
14	15	16	17	18	19	20
21	22	23	24	25	26	27



Step-3: complete Child details as mentioned in below screen shot.

Please enter your doctor's email id if you do not have your doctor's mail id ask your doctor next time when you meet. if you enter correct mail id of doctor we will send your vaccination reminder to your doctor also. otherwise you can enter any valid mail id till your doctor register on website. request your doctor to signup for free basic membership on the website.

Please Enter Child Name.

Please Select Male/Female.

Please Enter correct date of Birth of your child once entered can't be changed in Future.

Please Enter Birth Place of Child.

Please upload picture of your kid, it can also be upload/chnage later, if you do not have ready one now.

Finally Click on Enroll Now

Enroll Your Child

Doctor's Email / Alternate Email ID :

Doctor Email

Child Name :

Child Name

Gender :

--select--

Birth Date :

Born Date

Birth Place :

Born Place

Image :

Browse...

Enroll Now

Step-4: Finally Parent(s) can see your Child vaccination Details, by default it will be in pink color until you update past vaccination manually. SMS and eMail will only be sent for future vaccine date assuming past vaccination is completed, as per date of Birth.



Ayush Jaiswal | 18 May 2009 | [Edit](#)

Birth Place: Noida

Doctor Name: Dr. Sanjay Sharma

Doctor's Email ID: sona129@hotmail.com

Show All
Hide All

Age / Due Date	Vaccination / Actual Date	Status / Edit
[+/-] 6 Week	Hep-B2, DTwP 1, IPV 1, Hib 1, Rota 1, PCV 1	1/6 Incomplete
[+/-] 10 Week	DTwP 2, IPV 2, Hib 2, Rota 2, PCV 2	0/5 Incomplete
[+/-] 14 Week	IPV 3, DTwP 3, Hib 3, Rota 3, PCV 3	0/5 Incomplete
[+/-] 6 Month	OPV 1, Hep-B3	0/2 Incomplete
[+/-] 9 Month	OPV 2, Measles	0/2 Incomplete
[+/-] 12 Month	Hep-A1	0/1 Incomplete
[+/-] 15 Month	MMR1, Varicella 1, PCV Booster	0/3 Incomplete
[+/-] 16-18 Month	DTwP B1/DTaP B1, Hib-B1, IPV-B1	0/3 Incomplete
[+/-] 18 Month	Hep-A2	0/1 Incomplete
[+/-] 2 Year	Typhoid 1	0/1 Incomplete
[+/-] 4-6 Year	DTwP-B2/DTaP-B2, OPV3, MMR2, varicella 2, Typhoid 2	0/5 Incomplete
[+/-] 10-12 Year	Tdap/Td, HPV	0/2 Incomplete

Step-5: Parent(s) can manually complete/edit actual vaccine date for your own record for future reference perpose as mentioned in below screen shot.

Age / Due Date	Vaccination / Actual Date		Status / Edit
[+/-] Birth	Hep-B1, OPV 0, BCG		3/3 Completed
[+/-] 6 Week	Hep-B2, DTwP 1, IPV 1, Hib 1, Rota 1, PCV 1		1/6 Incomplete
06 Jul 2007	06 Jul 2007	Hep-B2	✓
06 Jul 2007	06 Jul 2007	DTwP 1	/
06 Jul 2007	06 Jul 2007	IPV 1	/
06 Jul 2007	06 Jul 2007	Hib 1	/
06 Jul 2007	06 Jul 2007	Rota 1	/

Once you click on change icon below screen will appear, you can update Actual vaccine date.

Other field Height, weight and head circumference is not necessary to fill. We will use this information to draw growth chart of child this feature is in under development. It will be good if you provide this information also.

Update Vaccine Detail

Doctor's Email ID:

Proposed Vaccination Date(Based on Birth Date):

Please Update here actual vaccine date

Actual Vaccination Date:

Height (cm):

Weight (kg):

Head Circumference (cm):